



Investor presentation

# ACCELERATING THE CIRCULAR PLASTICS ECONOMY

October 2024

 Nasdaq: LOOP



# DISCLAIMER

This presentation of Loop Industries, Inc., a Nevada corporation (“Loop”, the “Company,” “we,” or “our”), is dated October 15, 2024, and contains “forward-looking information” and “forward-looking statements” within the meaning of the U.S. Private Securities Litigation Reform Act of 1995 and applicable securities laws (collectively, “forward-looking statements”). Such forward-looking statements include, but are not limited to, statements with respect to our objectives and the strategies to achieve these objectives, as well as information with respect to our beliefs, plans, expectations, anticipations, estimates and intentions. Forward-looking statements may be preceded by the words “intends”, “may”, “will”, “plans”, “expects”, “anticipates”, “should”, “could”, “projects”, “predicts”, “estimates”, “aims”, “believes”, “hopes”, “potential”, “continue”, “target”, “would” or similar words. Forward-looking statements are not guarantees of future performance, are based on certain assumptions and are subject to various known and unknown risks and uncertainties, many of which are beyond Loop’s control, and cannot be predicted or quantified and consequently, actual results may differ materially from those expressed or implied by such forward-looking statements. Such risks and uncertainties include, without limitation, risks and uncertainties associated with among other things: (i) commercialization of our technology and products, (ii) our status of relationship with partners, (iii) development and protection of our intellectual property and products, (iv) industry competition, (v) our need for and ability to obtain additional funding relative to our current and future financial commitments, (vi) engineering, contracting and building our manufacturing facilities, (vii) our ability to scale, manufacture and sell our products in order to generate revenues, (viii) our proposed business model and our ability to execute thereon, (ix) the ability to obtain the necessary approvals or satisfy any closing conditions in respect of any of our proposed partnerships, (x) our joint venture projects and our ability to recover certain expenditures in connection therewith, (xi) adverse effects on the Company’s business and operations as a result of increased regulatory, media, or financial reporting scrutiny, practices, rumors, or otherwise, (xii) disease epidemics and other health-related concerns and crises, which could result in reduced access to capital markets, supply chain disruptions and scrutiny, embargoing of goods produced in affected areas, government-imposed mandatory business closures and any resulting furloughs of our employees, government employment subsidy programs, travel restrictions or the like to prevent the spread of disease, or market or other changes that could result in non-cash impairments of our intangible assets, and property, plant and equipment, (xiii) the effect of the continuing worldwide macroeconomic uncertainty and its impacts, including inflation, market volatility and fluctuations in foreign currency exchange and interest rates, (xiv) the outcome of any SEC investigations or class action litigation filed against us, (xv) our ability to hire and/or retain qualified employees and consultants, (xvi) other events or circumstances over which we have little or no control, and (xvii) other factors discussed in our filings we have made and may make in the future with the Securities and Exchange Commission (“SEC”), which are available on the SEC’s website at <http://www.sec.gov>, and the securities commissions or similar regulatory authorities in Canada, which are available under our SEDAR profile at [www.sedar.com](http://www.sedar.com). Investors and security holders are urged to read these documents. Loop assumes no obligation to publicly update or revise its forward-looking statements as a result of new information, future events or otherwise.

Important assumptions relating to the forward-looking statements contained in this presentation include assumptions concerning Loop’s future growth potential, competitive conditions, results of operations, future prospects and opportunities, industry trends and the economic conditions. Our management has included estimates which are based primarily on management’s experience in the industry, assessments of our results of operations, discussions and negotiations with third parties and a review of information filed by our competitors with the SEC or otherwise publicly available. In addition, statements that “we believe” and similar statements reflect our beliefs and opinions on the relevant subject. These statements are based upon information available to us and, while we believe such information forms a reasonable basis for such statements, such information may be limited or incomplete, and our statements should not be read to indicate that we have conducted an exhaustive inquiry into, or review of, all potentially available relevant information. These statements are inherently uncertain, and investors are cautioned not to unduly rely upon these statements. We caution readers not to place undue reliance on any such forward-looking statements, which speak only as of the date made. We disclaim any obligation subsequently to revise any forward-looking statements to reflect events or circumstances after the date of such statements or to reflect the occurrence of anticipated or unanticipated events.

This presentation does not constitute an offer to sell nor is it a solicitation of an offer to buy any securities of Loop. Neither the Securities and Exchange Commission nor any state securities commission has approved or disapproved the securities or determined if this presentation is truthful or complete.

Certain data in this presentation was obtained from various external sources, and neither Loop nor its affiliates, advisers or representatives have verified such data with independent sources. Accordingly, neither Loop nor any of its affiliates, advisers or representatives make any representations as to the accuracy or completeness of that data or to update such data after the date of this presentation. Such data involves risks and uncertainties and is subject to change based on various factors.

The trademarks included herein are the property of the owners thereof and are used for reference purposes only. Such use should not be construed as an endorsement of the products or services of Loop. This presentation has been prepared solely for informational purposes. Neither the information contained in this presentation, nor any further information made available by Loop or any of its affiliates or employees, directors, representatives, officers, agents or advisers in connection with this presentation will form the basis of or be construed as a contract or any other legal obligation.

# THE GLOBAL PLASTIC WASTE PROBLEM

Humankind has produced **8.3 billion tonnes** of plastics since the 1950s from harmful fossil fuels<sup>1</sup>

**4.9 billion tonnes** of plastic (60%) have been disposed of in landfills or the environment<sup>1</sup>

**~585 billion** plastic drinking bottles sold in 2021<sup>2</sup>

**~25 million tonnes** of plastic textiles are landfilled or incinerated annually<sup>3</sup>

**Every second,** the equivalent of a garbage truck load of clothes is burnt or buried in landfill<sup>4</sup>

<sup>1</sup> Zero Waste Europe: The El Dorado of Chemical Recycling, 2019

<sup>2</sup> Euromonitor International's global packaging trends report.

<sup>3</sup> Ellen MacArthur Foundation; A New Textile Economy – Summary of Findings, p. 20

<sup>4</sup> Ellen MacArthur Foundation: Redesigning the Future of Fashion: <https://ellenmacarthurfoundation.org/topics/fashion/overview>



# WHAT DOES LOOP DO?

The Infinite Loop™ technology supplies consumer packaged goods (CPG) companies around the world with virgin-quality PET plastic and polyester fiber **made from 100% recycled content.**

Loop supplies dimethyl terephthalate (**DMT**) and monoethylene glycol (**MEG**) and **specialty polymers** to an underserved market directly to chemical companies.



We are commercializing globally by building multiple Infinite Loop™ manufacturing facilities.



Our technology breaks down waste PET into its base chemical building blocks, or monomers: DMT and MEG.

The monomers are purified and sold individually or recombined into virgin-quality PET plastic and polyester fiber.

# TECHNOLOGY HIGHLIGHTS



**Virgin-quality** PET resin and polyester fiber from **100% recycled content**



Enables polyester fiber circularity through **textile-to-textile recycling**



**Infinitely recyclable** with no degradation in quality



**Low heat, no added pressure depolymerization** for lower GHG emissions, lower costs and higher yields



**Upcycles low-value feedstocks** currently destined to landfills



**Food-Safe:** No objection letters from **FDA** and **Health Canada**.

**REACH** certified for Europe.

**Pharma:** compliant for pharmaceutical packaging applications



**Globally patented** technology



# HOW IT WORKS



Loop's process begins with waste PET plastic and polyester fiber of low or no value which today end up in landfill, incineration or natural areas..



Our low heat, no added pressure depolymerization technology breaks down the waste PET into its base chemical building blocks, or monomers: DMT and MEG<sup>1</sup>.

1.

2.

**CIRCULAR SOLUTION**

4.

3.



The resin is converted into PET plastic and polyester fiber products to be sold, consumed and recycled.

The monomers are purified and polymerized to create virgin-quality Loop™ PET resin.



<sup>1</sup>. Dimethyl terephthalate and monoethylene glycol

# GOVERNMENT MANDATES DRIVING RECYCLED DEMAND



- Zero plastic waste 2030
- 50% recycled content<sup>2</sup>
- Extended producer responsibility<sup>2</sup>



- California requires plastic bottles contain >25% post-consumer resin by 2025 and 50% by 2030.



- €450/tonne, non-reusable plastic packaging, 2023



- 100% of plastics recycled by 2025 target
- 77% of beverage bottles to be collected



- €450/tonne on virgin single use plastic, 2023



- Consumer brands to include at least 30% recycled plastic in packaging by 2025



- 30% renewable plastic 2030
- Reduce plastic waste by 20% and increase recycling rates from 54% to 70% by 2025



- €800/tonne on non-recycled plastic packaging based on amount of plastic
- 50% plastic packaging recycled by 2025



- £200/tonne tax on packaging not containing 30% recycled plastic
- Target of 75% recycling rate for packaging by 2030

<sup>1</sup> Projected PET consumption of 85 million tonnes per year in 2022. Historically, PET consumption has grown at 4% annually (Source: IHS Markit 2018)

<sup>2</sup> <https://pm.gc.ca/en/mandate-letters/2021/12/16/minister-environment-and-climate-change-mandate-letter>

# DECARBONIZING PLASTICS

## Lower GHG Emissions

**A 70,000 tonne** Loop facility could save up to **418,600 tonnes / year** of CO<sub>2</sub> compared to virgin PET<sup>1</sup>



## Environmental Data




**Up to 80% less**<sup>2</sup>  
Global Warming Potential  
(GHG)



**Up to 91% less**<sup>2</sup>  
Primary Energy Demand  
(Non-Renewable)

<sup>1</sup> Source: Life Cycle Assessment of Loop GEN II Infinite Loop™ India done by Franklin Associates, a division of ERG, compares kg for kg Loop PET vs. Virgin PET. CO<sub>2</sub> savings are compared to the production of virgin PET made from fossil fuels and the avoided incineration of waste used as a feedstock

<sup>2</sup> Without accounting for the avoided waste disposal





# FEEDSTOCK SOURCING

- **Loop's technology allows for new PET waste streams to be recycled**
- **Feedstock readily available in large quantities**
- **2,100+ feedstock samples tested to date**

Loop's technology utilizes difficult to recycle PET waste including mixed colored flakes, fines, opaque PET, densified fiber, etc.



# TERREBONNE PRODUCTION FACILITY

Québec, Canada



Technology built from the ground up over the past 8 years



> \$150M invested to develop the technology



Optimized for efficiency and operability which de-risks scale up



Equipment used in planned commercial facilities is operating continuously



Full R&D capabilities for customers



Subjected to extensive due diligence by multiple independent third parties



# LOOP™ BRAND ACTIVATIONS



Evian Labeled Bottle



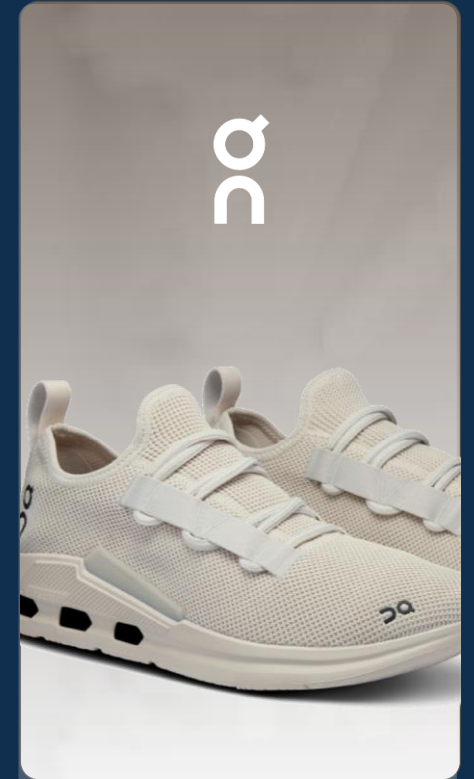
L'Occitane Shower Oil



Evian Label-less Bottle



Garnier Micellar Water



On Cloudeasy Cyclon Shoe

# INFINITE LOOP™ FACILITIES



# “DESIGN ONE, BUILD MANY”

**Infinite Loop™** manufacturing facilities are designed to supply the global demand for virgin-quality, **Loop™ PET** resin made from 100% recycled content.



Local infrastructure, near large population centers where plastic is consumed and recycled



Modular design combines Loop’s depolymerization technology with Koch Technology Solutions/Chemtex’s PET polymerization know-how



Targeting capacity of up to 70,000 tonnes/year



Future additional scale and economics



Basic design package completed; provides engineering platform for all future geographical expansion and allows for quick execution and speed to market



# SK GEO CENTRIC AT A GLANCE




**\$8+ Billion**

In Sales

**1,000+**

Employees

- The general energy and chemical leader in the global market
- Wholly owned subsidiary of SK innovation and part of the SK Group, Korea's 2<sup>nd</sup> largest conglomerate
- Focused on investing in advanced recycling technologies and eco-friendly plastic solutions
- Planned Investment of 5 Trillion won (US\$3.5 Billion) by 2025 to set up plastic recycling plants <sup>1</sup>

Part of the  
SK Group 

**US\$139bn**

SK Group's revenue

**US\$185bn**

SK Group's market cap

**>100,000**

Employees worldwide

**475**

Global network of branches  
and subsidiaries



1. Source: <https://latestfinance.news/sk-innovation-is-investing-5-trillion-won-in-a-net-zero-project-at-its-flagship-ulsan-complex-108390/>

# INFINITE LOOP™

## ASIA



Projected  
Infinite Loop™  
facilities

China

Vietnam



Japan

**South Korea**

First Infinite Loop™ facility  
Ulsan, South Korea

In partnership with



## Highlights

- SK GC acquired a 10% equity stake in Loop Industries in June of 2021
- Loop and SKGC to form a JV to commercialize Loop's technology across Asia. Loop to receive a recurring licensing fee as a percentage of top line revenue from each facility
- Future targeted locations include South Korea, China, Vietnam and Japan
  - The first Asian Infinite Loop™ facility planned in Ulsan, South Korea
  - Plant production capacity: 70,000 tonnes
- Asia is the largest global market for PET plastic and polyester fiber (60% of population and 70% of global PET demand)
- Asia is the center of global polyester fiber manufacturing
- Fiber-to-fiber recycling delivers circularity for polyester fibers
- Helps address growing demand of the recycled polyester textile industry

# Loop Specialty Chemicals & Polymers

Infinite Loop™ India



# SUMMARY OF OPPORTUNITY

## Economics

- **Attractive economic returns** without the need for sustainability linked premium pricing.
- **Approximately 40% reduction** of Capex as no polymerization equipment needed.
- Targeting **low-cost manufacturing** in India to maximize return on capital

## Business

- Strategic expansion into Specialty Chemicals business to **drive growth** and is complimentary to Loop's PET plastic and Polyester fiber manufacturing business.
- Selling of DMT (dimethyl terephthalate) and MEG (mono-ethylene glycol) monomers manufactured with **the Infinite Loop™ technology** directly to chemical companies.
- **Up to 70% reduction** in carbon footprint for Loop's DMT & MEG when compared to fossil fuel based DMT & MEG.



Compelling opportunity to deploy Loop specialty offering and **deliver favorable economic returns to shareholders**

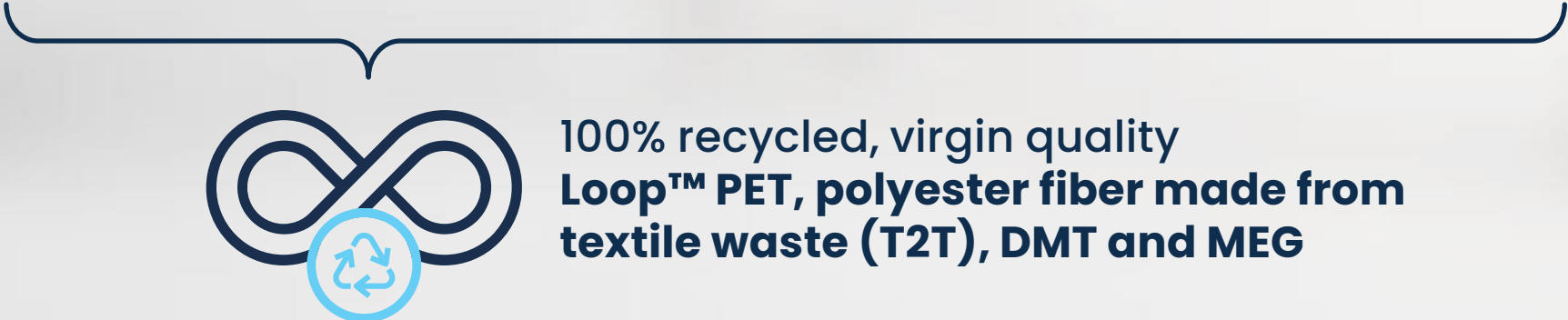
## Markets

- Target end markets for Loop™ DMT and MEG are **electronics, automotive, textile, cosmetics and packaging**.
- Global **shortage in supply** of DMT.
- Low carbon MEG in **high demand**.

# KEY BUSINESS PILLARS

## STRATEGIC PORTFOLIO EXPANSION


Unlock the versatility of the **Infinite Loop™ technology** to drive growth across divisions.



# Loop Specialty Chemicals

Leverage Loop's key expertise and proprietary **Infinite Loop™ technology** to manufacture **100% recycled virgin-quality DMT** and **MEG** monomers.

Supply chemical companies with a drop in supplement and circular alternative that aligns their operations in reaching their sustainability goals and meeting market demands.



**Lower Carbon Footprint**

Up to **70% reduction** in carbon footprint compared to virgin DMT & MEG



**Reduces dependence on fossil fuels**

# DMT and MEG Specialty Chemicals Market

Global market size

**\$27.8B\***

Expected to grow at a

**3.67% CAGR\***  
(2023-2033)

2033 Projected market value

**\$39.2B\***

## DMT Market & Customer Insight

- DMT market currently **controlled by two companies** – Eastman and SK Chemicals
  - Launch of Loop™ DMT to **shift the market dynamic** by offering a new sustainable alternative


 Increasing market revenue


 Decreasing supply due to plant closures

 Loop™ DMT to bridge the gap and fulfill demand

 Oxxynova in Germany (220-240 KTA)  
Sasa Polyester in Turkey (270 KTA)

## MEG Market Gap Opportunity

 Customers are looking for low carbon MEG

 Currently, bio-based MEG options are limited and very expensive



\*Source: Persistence Market Research DMT report, January 2024  
Research Nester MEG report, 2023

# Key Customer Markets

## Loop Specialty Chemicals (DMT and MEG) target markets



Loop™ DMT and MEG enable chemical companies to:



Increase their sustainability product portfolio



Launch new products



Contribute to supply chain decarbonization

# India Specialty Chemicals Landscape

## An attractive emerging market opportunity

Asia is the main driver of specialty chemicals demand for the next several decades

- Indian specialty chemicals sector expected to reach over US\$60 billion by 2026

**~2x**

India's specialty chemicals **growth rate** compared to the global market

## Global and Indian specialty chemicals industry market size and growth comparison

Market Size	2021 (US\$ b)	2026F (US\$ b)	CAGR %
India	36	61	11.0%
Global	810	1068	5.7%

Source: Axis Capital, EY analysis

# India Specialty Chemicals Landscape

## An attractive emerging market opportunity

Significant cost advantage over other markets

- Labor and power costs at a fraction of the global average
- Emerging as a preferred manufacturing hub and one of the fastest-growing specialty chemicals markets worldwide

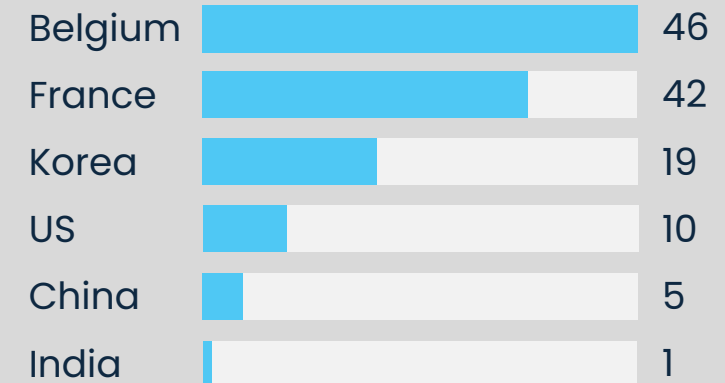
Demand increasing in India as customers shift manufacturing away from China or to a China + 1 sourcing strategy

Government has launched various policies to encourage investments (PCPIRs)

India EPR regulations for 2025 leads to more recycled material needed

India labor costs are **80% lower than China**

### Manufacturing labor cost (US\$/hour)



# Manufacturing in India

## Maximize return on capital



### Non-reliant on green premiums, carbon/plastic credits



High growth potential



Low-cost sourcing of raw materials and manufacturing costs leads to profitability



Massive source of waste in India facilitates feedstock sourcing



~40% reduction of Capex as no polymerization equipment needed



Still expecting to generate 170,000 credits from project



Closer to chemical companies and the supply chain



# INFINITE LOOP™ INDIA

India  
Infinite Loop™ facility

## Joint venture with Ester Industries

### Strategic partnership and complementary skill set

- 50/50 Joint Venture with Ester Industries
- Combines Ester's 30 years of specialty polymer expertise with the innovative and proprietary Infinite Loop™ technology developed by Loop
- License Loop's technology to the JV

### Global market distribution

Facilitates distribution of Loop™ DMT & MEG to Asian and European Markets

### Loop responsible for

All Sales and Marketing responsibilities will be owned and managed by Loop.

### Ester responsible for

All local manufacturing, feedstock procurement and specialty polymer production will be owned and managed by Ester.

## Illustrative Infinite Loop™ Economics<sup>1</sup>

Tonnage	<b>70,000 MT of DMT 23,000 MT of MEG</b>
Estimated Project Capital Expenditures <sup>2</sup>	<b>\$165 million</b>
Estimated Plant Revenue <sup>1</sup>	<b>\$160 million</b>
Target EBITDA Margin <sup>3</sup>	<b>40-45%</b>
Estimated Annual Maintenance Capex	<b>1.50% of Project Capex</b>



Low level of CAPEX and favorable cost structure in India imply that even very conservative projections support **favourable base economics**



**Long-lasting relationship** with Ester Industries

- Full alignment between partners with complimentary skill set to drive synergies to JV



Loop Feedstock **assessment completed** for India



Products sold will be **Loop branded**

<sup>1</sup> Economics reflect current indexes, are based on current Loop Industries' assumptions and projections, are all in USD. Excludes any facility level recurring revenue royalties. Subject to any minimum price or other conditions in purchase agreements.

<sup>2</sup> Subject to continuing engineering and cost estimate work, site-specific infrastructure, permitting, environmental approvals and FX.

<sup>3</sup> Earnings before interest expense, income taxes, and depreciation and amortization ("EBITDA") is not a financial measure recognized under US GAAP. EBITDA is calculated as net income (loss) adjusted for interest expense, income taxes, and depreciation and amortization.

# 🌀 Ester Industries At A Glance

**Ester Industries** is one of India's leading manufacturers of Polyester Films and Specialty Polymers.



**1985**

Year of Incorporation

**GURGAON, INDIA**

Corporate Headquarters

**~75**

**COUNTRIES**

Global Footprint

**550+**

People

**3**

Facilities

Khatima & Sitarganj  
(Uttarakhand) &  
Hyderabad (Telangana)



# REED – SOCIETE GENERALE GROUP

## Strategic Partnership and Financing

- An **investment of €35 million** from Reed to fund the commercialization of the Infinite Loop™ technology
  - €10M investment in a Convertible Preferred Security to be issued by Loop, which contains a 13% PIK dividend rate and 5-year term, which may convert into Loop stock at \$4.75 per share or redeemed in cash
  - €25M loan to Loop in two equal tranches – 1<sup>st</sup> tranche to support global deployment opportunities paid at closing and 2<sup>nd</sup> tranche to support European deployment opportunities paid in the following 12 months with both tranches having a 13% PIK interest rate and 3-year term
- To form a 50/50 joint venture for the European deployment of Loop's technology

The closing of the Reed acquisition by Societe Generale is expected in September 2024 and is subject to customary closing conditions. Loop expects to fulfill the remaining closing condition for its transaction with Reed within the timeframe for the closing of the Reed – Societe Generale Group transaction and is progressing well in discussions to obtain government and other financing.

## Reed – Societe Generale Group

On July 31<sup>st</sup>, 2024, **Societe Generale**, one of Europe's largest financial institutions for over 150 years, announced it would **acquire 75% of Reed Management**, a European investment firm focused on high impact and technology-enabled infrastructure.

This transaction would **provide funding** to Reed for its planned investments, **including its JV partnership and tiered financing package for Loop**.

### Key Strategic Focus

Deploy capital in low-cost manufacturing countries (ex: India) and have a more investment-light model focused on licensing Loop's technology in higher cost countries.

# HIGHLIGHTS



Patented low-energy PET plastic and polyester fiber recycling technology **addressing a \$200 billion market opportunity**<sup>1</sup>



**First mover** to supply global CPG brand companies with virgin quality PET resin and polyester fiber made from 100% recycled content



**Specialty Chemicals Business** supplies an underserved market with attractive financial returns



**Building brand value** through co-branding and co-marketing with global CPG brands



**Attractive plant-level economics** combined with royalty streams from technology licensing



**Global manufacturing rollout** with strategic partners Ester Industries, SK Geo Centric and Reed Management. Investment-light model in higher cost countries



**Design one, build many** engineering and construction philosophy



**Goal of multiple Infinite Loop™ facilities in the next 10 years**



<sup>1</sup>. Includes DMT & MEG market

# LIQUIDITY AND OWNERSHIP

All values in thousands unless otherwise stated

As at August 31, 2024

**Cash & Cash Equivalents** **\$1,395**

## Debt

Secured Operating Facility \$1,587

Investissement Québec financing facility \$3,305

## Warrants

\$20.00 Exercise Price 2,357

**Common Stock (Basic Shares Outstanding)** **47,620**

**Total Equity Capital Raised (Since Inception)** **\$152,000**

1. Includes Daniel Solomita, SK geo centric and other Directors and Officers

## LOOP AT A GLANCE

Loop Industries, Inc.  
NASDAQ: LOOP

**47.6M**

Shares  
outstanding

**23.5M**

Float

**59.2%<sup>1</sup>**

Insider holdings

**50+**

Employees

**Terrebonne,  
Canada**

Headquarters

**2014**

Founded

# APPENDIX



# WORLDWIDE CONSUMPTION OF PET – 2022



Total market \$

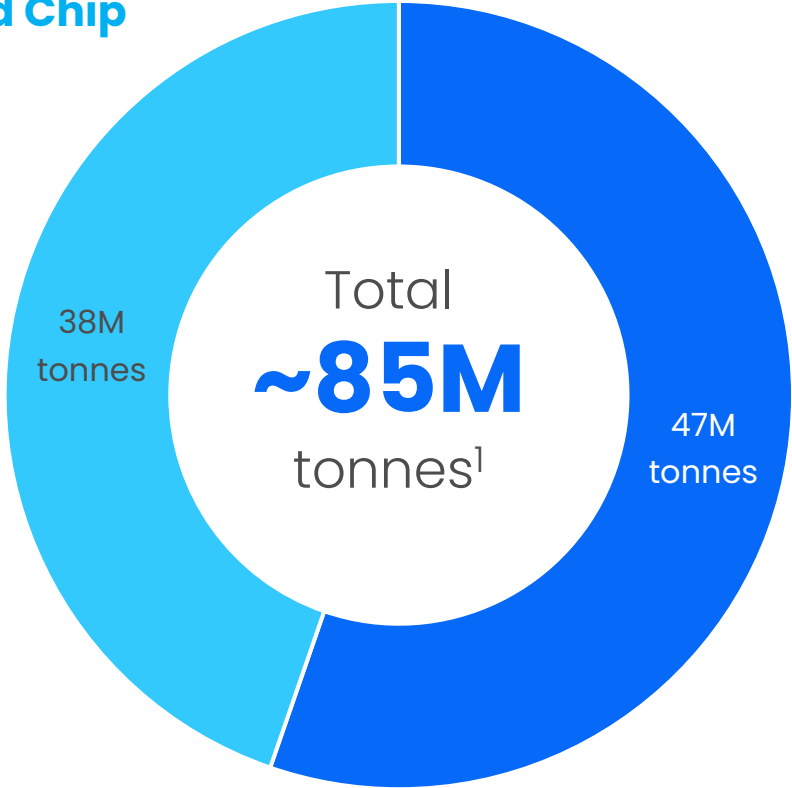
**~\$180B<sup>2</sup>**

Growing at a

**4% CAGR<sup>1</sup>**

45% PET Resin, Film and Chip

55% Polyester Fiber and Chip



<sup>1</sup> IHS Markit PET Polymer, 2018

<sup>2</sup> Assumes cost of \$2,000/tonne for PET resin and \$2,200/tonne for polyester fiber

# SK ECOENGINEERING AT A GLANCE



**1977**

Established

**5,400**

Employees

**\$7+ Billion**

In Sales

**\$18+ Billion**

Order Backlog

**50** Projects Internationally – Including:

FHSE Project – Canada  
(the world's largest oil sands project)

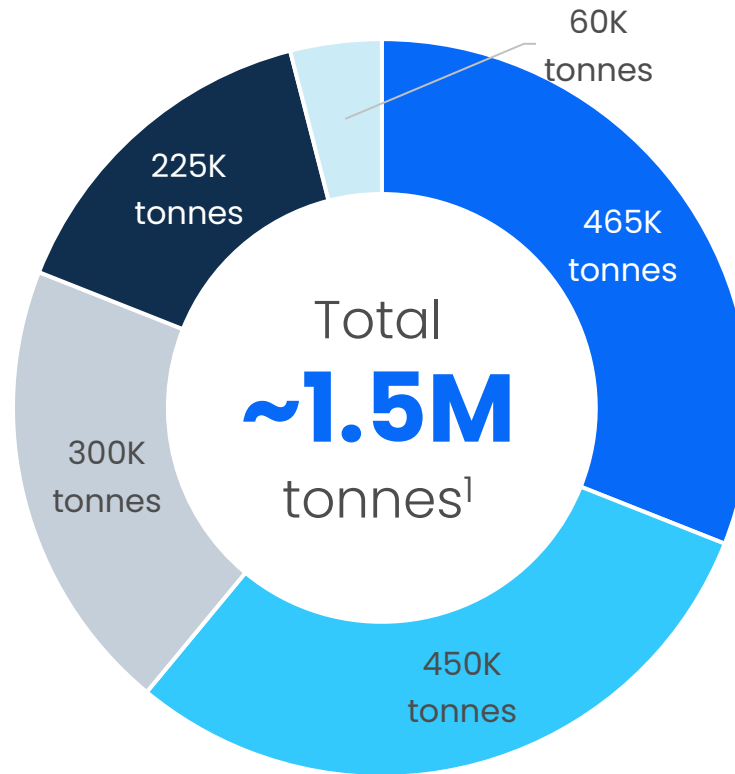
Clean Fuel Project – Kuwait

Combined-Cycle  
Power Plant – Yeosu, Korea





# WORLDWIDE DEMAND FOR POLYBUTYLENE TEREPHTHALATE (PBT)



- Automotive
- Electrical/ Electronics
- Consumer & Industrial
- Extrusion
- Other

Total market \$<sup>2</sup>  
**~\$6.3B**  
Growing at a  
**4.2% CAGR<sup>3</sup>**

Global PBT demand is around 1.5 million MT and is mainly driven by the Automotive and Electrical/Electronics segments which together make up 61% of demand.<sup>1</sup>

<sup>1</sup> IHS Markit Global Engineering Resins, 2021

<sup>2</sup> Assumes cost of \$4,200/tonne

<sup>3</sup> Fact.MR Market Research

# INFINITE LOOP™ FRANCE



**France**  
Infinite Loop™ facility  
Saint-Avold, France

In partnership with



## Highlights

- Equal partners with Suez and SKGC to form JV
- Partnership combines Loop's technology with SUEZ's resource management expertise and SKGC's petrochemical manufacturing experience
- Production capacity of 70,000 MT of 100% recycled, virgin-quality Loop™ PET per annum
- JV to support EU customers' 2025 and 2030 recycled content commitments and provide a full circular solution
- Optimizing the site location in France
- Commissioning 18 months after groundbreaking
- Next steps: site permitting, offtake agreements and financing

# INFINITE LOOP™ QUEBEC



Quebec  
Infinite Loop™ Quebec

## Highlights

- Production capacity up to 70,000 MT of 100% recycled, virgin-quality Loop™ PET per annum
- Targeting multi year supply agreements with CPG and apparel brand companies
- Critical infrastructure to Canada's 2030 Zero Plastic Waste Action Plan
- All packaging sold in Canada to have a minimum of 50% recycled content by 2030<sup>1</sup>

<sup>1</sup> Source: Textile Exchange Preferred Fiber and Material Market Report 2021

# LEADERSHIP TEAM



**Daniel Solomita**

Founder, Chairman  
& Chief Executive Officer

Founded Loop and is the chief architect behind Loop's growth strategy & mission to transform the global plastics industry.

President & Chief Executive Officer & Chairman of the Board of Directors.

Prior to founding Loop, Mr. Solomita focused on developing Polyamide landfill remediation projects across North America.



**Fady Mansour**

Chief Financial Officer

Mr. Mansour has over 25 years of experience in financial and operational leadership, having previously worked at the Caisse de dépôt et placement du Québec and the Canadian National Railway Company.

Mr. Mansour is a CPA and holds a Graduate Diploma in Accounting from Concordia University.



**Stephen Champagne**

Chief Technology Officer

Possesses a wealth of industrial experience, from laboratory development through engineering, procurement, and construction, to commercial plant commissioning.

Strong record of driving teams to design optimized, high-performance processes.

Holds a Bachelor of Engineering from Université Laval.



**Giovanni Catino**

VP Sales & Business Development

An experienced and trusted executive, Giovanni holds a bachelor's degree in Economics from Concordia University.

At Loop, Giovanni has cultivated strong customer relationships with leading organizations and has implemented supply chain agreements and solutions that have helped clients reach their sustainability goals.




**Adel Essaddam**

VP Science & Innovation

Adel is the co-inventor of Loop Industries' revolutionary second generation (GEN II) depolymerization technology and leads the Loop Industries' Research and Development team.

Adel holds a degree in Composite Material Transformation and has invented multiple worldwide patents in the chemical depolymerization field.



**Andrea Kostiuik**

VP Marketing & Communications

An experienced brand strategist, Andrea holds a bachelor's degree in Marketing from Concordia University.

Having implemented commercial go to market plans at both local and global levels for major CPG companies, Andrea is proficient in strategic business planning and brand building.

# BOARD OF DIRECTORS



**Laurence Sellyn**

Lead Independent Director

Mr. Sellyn was appointed to the Board of Directors in April 2018 and serves as Lead Independent Director.

Mr. Sellyn has had a successful career in senior executive leadership positions with public companies spanning 35 years.

From 1999 to 2015, Mr. Sellyn was Executive Vice President, Chief Financial and Administrative Officer of Gildan Activewear Inc. where he played an important role in its growth and development.

Mr. Sellyn is a UK Chartered Accountant.



**Jay Stubina**

Director

Mr. Stubina was appointed to Loop's Board of Directors in 2016.

He cofounded Continent 8 Technologies, which operates data centers in Europe, North America and Asia. He led its operating and sales activities until April 2021, when he retired from the company and divested his equity ownership position.

Mr. Stubina's career spans over 30 years, during which time he has obtained knowledge of and experience in finance, technology implementation and data management.



**Louise Sams**

Director

Ms. Sams was appointed to the Board of Directors in April 2021.

She brings a broad range of business and legal experience, having served as Executive Vice President and General Counsel of Turner Broadcasting, Inc, from 2000 through 2019.

Ms. Sams has joined the boards of two US publicly listed companies and currently serves as the Chair of the Board of Trustees of Princeton University.



**Jonghyuk Lee**

Director

Mr. Lee was appointed to Loop's Board of Directors in July 2021.

Currently serving as Vice President of SKGC's Green Business Division, Mr. Lee possesses global work experience and has worked for SK Group for over 20 years in various roles.

Mr. Lee holds a Bachelor's Degree in Industrial Chemistry from Hanyang University.



**Laurent Auguste**

Director Nominee

Mr. Auguste is standing for election to Loop's Board of Directors at the upcoming 2024 AGM.

Currently serving as CEO of GreenDot, a Germany based company specialized in the operation of waste sorting and mechanical recycling plants for polyolefins, Mr. Auguste brings extensive experience in global environmental business management and strategic development to the Board.

Mr. Auguste holds a degree in mechanical engineering from École Centrale de Lyon.

# OUR JOURNEY





# CONTACT US

## **Loop Industries, Inc.**

480, Fernand-Poitras  
Terrebonne, QC, Canada  
J6Y 1Y4

**T:** +1 450-951-8555

**E:** [info@loopindustries.com](mailto:info@loopindustries.com)

**W:** [www.loopindustries.com](http://www.loopindustries.com)

## **Investor Relations**

**Kevin C. O'Dowd**

**T:** +1 617-755-4602

**E:** [kodowd@loopindustries.com](mailto:kodowd@loopindustries.com)